



# Sadleir PS Newsletter

Week 4 13th May 2021

## What's On!

- ◇ **May 19th**– Athletics Sportspro
- ◇ **May 19th**– National Simultaneous Storytime K-2
- ◇ **May 19th**– Aboriginal Group Souths Cares **2-4pm**
- ◇ **May 20th**– National Families Week Family Bfast 8.30am-9am
- ◇ **May 20th**– Aboriginal Group Souths Cares **2-4pm**
- ◇ **May 25th**– K-2 Parent Literacy Workshop
- ◇ **May 25th**– District Cross Country
- ◇ **May 26th**– Athletics Sportspro
- ◇ **May 27th**– Krispy Kreme Doughnut Day
- **Playgroup** is on every Wednesday at 9am.
- **PSSA Sport** is on every Friday.

## Principal Report

Dear Parents and Carers,

Next week is National Road Safety Week.

Every year, approximately 1200 people are killed and another 44,000\* are seriously injured on Australian roads. Traffic injury is the biggest killer of Australian children under 15 and the second-biggest killer of all Australians aged between 15 and 24. These numbers are growing every year but are preventable if we choose to Drive So Others Survive. The week highlights the impact of road trauma and ways to reduce it.

All students at Sadleir PS will be engaging in road safety learning next week. Please remember to take extra care when driving near our school, that includes pick up and drop off safety.



**National  
Road Safety  
Week 2021**

16 - 23 May

Thank you!

This week the air conditioners that the P&C donated are being installed. Thanks again to the P&C for supporting our students.

Matthew Ralph  
Principal



find us on  
facebook



Education

Skoolbag  
Complete communication solution

# 1/2Saffron



In 1/2Saffron we have been working hard across different areas of learning.





In writing, we are learning to come up with arguments, or reasons, to persuade our audience to our opinion or belief. We have worked through the writing process to come up with our own brand-new vegetable and convince our audience to try it.

During Mathematics, we have been looking at place value: the value of a digit within a number. For example, 72 the value of the 7 is 7 tens. We connected ten individual cubes together to make a ten. To represent ones (or units) we did not connect additional cubes. We had a lot of fun making our numbers. We followed this up with adding two values together, using our made cubes as our tools to help us count accurately.



At the end of term 1, in Science, we were curious where water came from and how we have rain. As part of our Earth's Resources unit we looked at properties of water and useful facts, as well as the water cycle. We even made our own Water Cycles (in zip lock bags)

We enjoy learning together in our class, and we enjoy learning from one another.



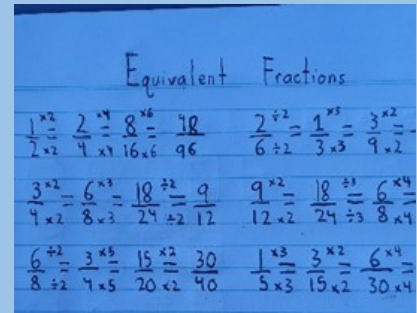





# 5 Teal

**I've enjoyed learning about different types of fractions and how to use mental strategies to change between them. Carmelo**

**I am learning the difference between mixed numeral, proper and improper fractions through drawing representations. – Andy**




The parliament is at the very heart of the Australian national government. The parliament consists of the Queen (represented by the Governor-General) and two Houses (the senate and the Houses of representatives).

These three elements make Australia a constitutional monarchy and parliamentary democracy.



**I have been enjoying researching and learning facts about our Australian Government. – Jana**

**This term I have enjoyed learning how to use argument and authority in my persuasive writing. It has been a lot of fun creating cupboards with my classmates using our brain dumps. – Lilly**



**I have really enjoyed learning to code and make movie trailers in STEM with Mr Tran. I get to learn new skills using iMovie, green screen and microbits. – Serhat**







The Adventurers have been learning about the life cycle of a butterfly this term by observing our very own caterpillars in preschool. The children have learnt that caterpillars eat a lot of leaves and eat very fast before they crawl to the top of the branch or cage and transform into a chrysalis. We cant wait to see them transform into butterflies! Early Years Learning outcome: Children resource their own learning through connecting with people, place, technologies and natural and processed materials




The Children have been exploring transport and the purpose of different vehicles. The children looked into the different sounds vehicles make and took an interest in the sirens used on emergency vehicles. This has prompted an investigation into the fire brigade; their role, their clothes, tools, equipment and the fire truck.

#### Early Years Learning Outcome:

2.1 Children develop a sense of belonging to groups and communities and 29 an understanding of the reciprocal rights and responsibilities necessary for active community participation

4.4 Children resource their own learning through connecting with people, place, technologies and natural and processed materials.







## *Happy Mothers Day*



Thank you to the Preschool mothers who spent some time in pre-school for a play session. We look forward to hosting more events for our family to see how we learn through play.







## **National Families Week Breakfast**

**Come and join us for breakfast in the morning playground and celebrate National Families Week.**

**What a beautiful way to start your child's day! Let's celebrate our families with food, fun and lots of giveaways.**

**Hope to see you there.**

**THURSDAY 20th May, 2021**

**8.30am-9.00am**

**Morning Playground**

## ***THANK YOU***

**Thank you to all of our families who supported our Mother's Day Stall this year. Together, we raised a massive \$1085 profit which will go towards supporting our students learning outcomes.**

**A special thank you to *Evermore Gifts* who custom made many of the gifts for our Mothers and carers, and a very big thank you to our P&C volunteers who organised and ran such a successful event .**



# MUSIC




Hello everyone, as we are getting close to the middle of term 2, I have begun to assess the students understanding of dynamics and tempo. We have also been learning about pitch, which is how high or low a note sounds. In early stage 1 we have been aurally identifying high and low sounds and in stage 1 we have taken this a bit further by naming pitches A to G. This was achieved by looking at treble clef and where those notes or pitches sit on the staff. Playing pitched percussion gives students yet another opportunity to identify pitch in a more practical way.

Due to great interest in recorder there are now three recorder groups. A Junior recorder group for years 1 and 2 and two senior recorder groups. One senior group is for newer players and members and the advanced group are the students who are currently rehearsing in preparation for the Festival of Instrumental music. This leaves only one time slot for choir, but as the membership is not as big I imagined, I have combined the Junior and Senior Choir into one choir group. I was a little apprehensive initially combining such a broad age range, but so far the choir is sounding quite good. Seniors are helping the Juniors so the Juniors are singing out quite confidently.



## Occupational therapy tips



[www.educationalspeechpathology.com.au](http://www.educationalspeechpathology.com.au)

### On the weekend with your child, Play 'Balloon Volleyball'



#### How?

Blow up a balloon to use as a ball. You and your child sit on opposite sides of the dinning room table. Hit the balloon to each other while sitting on a chair (don't lift your bottom off the chair.)

#### Why?

To develop upper body strength & control as well as hand, eye co-ordination and core balance.

#### What do I look for?

Make sure your child is keeping their bottom on the seat and is using their body and arms to reach for the balloon.

#### How do I make it harder?

- Put a small amount of water or rice or cut up kitchen sponge in the balloon before blowing it up to make it less predictable and faster to fall.



Have a great  
weekend  
From the  
ESP&TS  
OT Team



# Road safety

## Walking together safely to and from school

Walking to school and back home again is a great way to spend time with your children and encourage safe and healthy behaviours.

Here are a few things you can do to help keep your children safer as a pedestrian:

- Talk with your children about being alert in the road environment.
- Plan and practice your trip to school so you use pedestrian crossings where possible.
- Always hold your child's hand. Children need your help to spot dangers such as vehicles coming out of driveways. They can also be easily distracted and wander into traffic.
- Meet your child near the school gate and don't call them from across the road.
- Explain why the place you have chosen is the safest place to cross.
- Remind your child to **STOP! LOOK! LISTEN! THINK!** every time they cross the road and keep checking until safely across.
- Talk to them about why they should stop, look, listen, think before crossing a driveway, road or carpark.

Young children can learn and practice these safe pedestrian behaviours with you. This will help them to be safer pedestrians when they are old enough to travel alone.

For more information on keeping our kids safe around schools visit the parents section on [safetytown.com.au](http://safetytown.com.au)



### Messages to share with your children in Kindergarten to Year 2

- Hold a grown up's hand when:
  - you cross the road
  - you're on the footpath
  - you're in a car park

### Messages to share with children in Years 3 to 6

- Use a safe place to cross the road
- **Stop! Look! Listen! Think!** every time you cross the road and keep checking until safely across

**STOP!**  
one step back from the kerb

**LOOK!**  
continuously both ways

**LISTEN!**  
for the sounds of approaching traffic

**THINK!**  
whether it is safe to cross and keep checking until safely across



# Saddleir PS Messages



## BREAKFAST CLUB

Each morning students can come to the Community room to get a yummy breakfast to start the day. You will always be greeted by smiling faces ready to serve you some yummy toast, cereal, or fruit!



## CANTEEN

Did you know our school Canteen is open on Monday, Wednesday and Friday? Lots of yummy foods to order for lunch or to buy at lunch and recess. Our canteen staff are always ready to serve you with a smile!