



School Newsletter

31 August 2018

What's On!

Every Tuesday: School Banking

Every day: Breakfast Club

Every Thursday: Parent Café

Every Tuesday & Thursday:

* Sipahh Straws

Thursday 30th August:

*P&C Father's Day Stall

Tuesday 4th September :

* Parent Training

* EAL/D City Excursion

Wednesday 5th September:

* WLFPA Choir Rehearsals

* NO PLAYGROUP

* Stage 2 & 3 Public Speaking
Finals

* Regional Spelling Bee

Thursday 6th September:

* Parent Flower Making Work-
shop

Friday 7th September:

* 2168 NAIDOC

Wednesday 12th September:

* Playgroup

Thursday 13th September:

*P&C Jersey Day

Friday 14th September:

*Kindy Excursion-Featherdale
Farm

Principal Report

We are now accepting 2019 kindergarten and preschool enrolments. If you have not enrolled your child please drop in to the front office to complete the process.

Student Learning and Engagement Survey

Over the next 3 weeks I will be interviewing students to find out more about their learning and school satisfaction levels. I'll be asking students to talk about what makes them feel good at school, how they know when they have done something well, or need to improve, why they come to school each day and to name people at school who believe in them and support their efforts

Future Focused Learning

The world is changing and the skills and understanding that our students will need to thrive in the world are complex. Our 2018 kindy students will remain in the workforce beyond 2070. To reflect the changing focus of education we have included significant focus on communication, collaboration, creativity and critical reflection in our 2018-2020 school plan. Please talk to your child's teacher about this focus. Literacy and numeracy will of course remain front and centre of our teaching and learning as these are essential building blocks for success.

Student sailing Program

Over the last 5 weeks students in or support unit have been participating in Sailability, learn to sail program. The program is dedicated to increasing sailing opportunities for everyone, regardless of age or ability. Sailability Australia now has branches in all states and caters for people with a wide range of disabilities and experience. Congratulations to the students and their teachers.



Overnight Camps

Over the last 2 weeks stage 2 and stage 3 students participated in excursions to the rural NSW and a sport and recreation venue. These experiences provide new insights and challenges for all students. Learning is very contextual and students gain practical knowledge quickly.

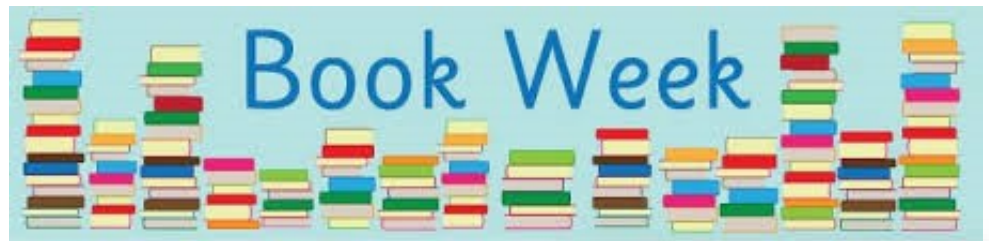
find us on
facebook



Skoolbag 
Complete communication solution



Education



Book Week was enthusiastically celebrated by the pirates at Sadleir PS. There were lots of young pirates that came ashore as well as some older wiser ones that pretended to be teachers for the day. The students' task was to find the hidden treasure which, being great pirates, were able to do through following the clues around the school.



It was a fun day and we would like to thank the parents who came to lend a hand on the treasure hunt and dressed up their children.



BOOK FAIR

A HUGE thank you to all the families who visited our Treasure Island Book Fair and Pirate Treasure Hunt. We sold \$1800 worth of books and stationary. As part of hosting a Scholastic book fair, we receive 25% of the items sold to use as scholastic rewards in our library.

Miss Malone






SCIENCE

Stage 3

In Science, Stage 3 Students put on their engineer caps and followed the steps of the Engineering Design Process.

Students took part in a S.T.E.M challenge to build an earthquake resistant structure. They needed to design a two story structure that would withstand an earthquake simulation (Mrs. Johnson's pan of wobbly jelly!). In this scientific investigation, they explored why buildings in earthquake-prone areas need to be built using different techniques and building materials to withstand the force of earthquakes.




Parent Tutors

We're
Searching for
Volunteers



**Come to the
Community Room**

Preschool investigating Paper Planes with 3/4 Aqua



During science week, 3/4 Aqua and Mr Tran invited preschool to their classroom to participate in an investigation on 'How to make a paper aeroplane fly the furthest'.

Before visiting, preschool and 3/4 Aqua did their own research. After watching some YouTube videos, Preschool learnt that to make a paper aeroplane you need to fold and crease the paper in certain ways for it to fly. From their research, 3/4 Aqua learnt the four forces of aerodynamics; lift, gravity, thrust and drag.



With our new knowledge, preschool made their way to 3/4 Aqua to find them very busy researching and investigating. The children were paired up and explained to each other what they had already learnt. The children from 3/4 Aqua were eager to show the preschool children the Ipads and laptops they used to do their research. Together the children spent some time folding paper into paper aeroplanes and taking them outside to the playground to test. Some children found that their paper planes flew well while others didn't. The children who didn't have planes that flew well headed back into the classroom to do some more research and investigation to try again.

During our investigation Preschool learnt:

- Working with the big kids is fun
- There are lots of ways to fold an aeroplane

During our investigation 3/4 Aqua learnt:

- To wait patiently and adjust our voices for younger students
- Mistakes are part of the learning experiences
- There are always opportunities for improvements
- STEM is fun



Our thoughts:

During the investigation the children were intrigued by the process of research and investigation (EYLF LO: 4). The students in 3/4 Aqua were very good leaders and role models to the preschool children and took their role seriously during the investigation (EYLF LO: 1.4). The children engaged in positive communication skills (EYLF LO 5.1) and were able to use a range of media to drive their learning (EYLF LO 5.2, 5.3).

Future planning:

*Reflect on our experience collaborating with 3/4 Aqua.
Measure how far paper planes have been thrown using informal measurements.*





Bathurst

New South Wales Australia



Stage 3 Bathurst Camp Adventures

On Wednesday 15th and Thursday 16th August, 50 Stage 3 students went on a camp to Bathurst Goldfields. What an adventure it was! After a 90 minute drive, we stopped at Covett's Leap Lookout for our morning tea which was breathtaking. Students absolutely loved the fresh air and atmosphere of our location despite the wind that was lingering.

After our stopover, we proceeded to drive

heading towards Mount Panorama which is where the Bathurst Goldfields are located. Here is where all students participated in colonial life experiences. Our tour guides Garry and Sue were incredibly enthusiastic and professional. They were a fountain of knowledge.

The activities that we did included:

Panning for gold

This was so much fun and all students enjoyed the experience and prospect of finding gold. It was hard work but loads of fun!

Making mud bricks

Students got to experience how shelters were made using mud bricks. It was dirty work that was also time consuming. We now appreciate how easy it is to buy bricks these days!

Making damper

With just flour and water, its so easy to create damper. It does take a while to cook but it was relatively simple for people to make in those times as it used ingredients that didn't require refrigeration. Oh we also realised they didn't have fridges, they used salt to preserve their food! Wow imagine that.



Other activities included investigating what colonial games looked like. Students also explored old houses and buildings that existed at that time. We found it very interesting to see how the simplest and quickest things today were so much more complex during the 1800's. Students really had the chance to see how tough life was on the goldfields. We got to see a working steam engine which had an interesting smell. It made such an impact to have a steam engine in that time. We visited the blacksmith and saw how to work iron into useful implements like those used on the goldfields. A few students even got to work the forge.



As we walked around the goldfields, we also saw how other migrants like the Chinese migrants set themselves up around the goldfields and how life differed for them. Gold mining was hard work. We got to see a recreated underground mine and just how difficult and dangerous it was to mine that way. Also it was incredibly dark!

The following day we went to **Mount Piper Power Station** which is run by Energy Australia. This was

so interesting! Students were given a tour of the station and saw how power is delivered across the Country. It used to be owned by the government but 4 years ago it was sold to a private company. We were lucky enough to go to the control room where its 24 hour manned and monitored. We went up to the top (120 metres up) and got to see the view. It was breathtaking to see the cooling towers from such a height. After completing our electricity unit for Science last term, we really saw how important the power station is and the process of how it provides homes with power.



We had an awesome time on our camp. It was an incredible educational experience for all and it was loads of fun too! We can't wait to go on camp again!


Booktalk!




Green Eggs and Ham by Dr Seuss

This book Green Eggs and Ham by Dr Seuss is one of my favourite books to read because it is hilarious and it rhymes. I can recite some of the parts off by heart. Sam is the main character who tries to get his friend to try Green Eggs and Ham but his friend doesn't want to try them. Sam refuses to give up and continues to ask his friend to try his delicious Green Eggs and Ham. Finally, his friend gives in and tries it and he ends up loving Green Eggs and Ham.

By Rihal 1/2M



Charlie and the Chocolate Factory



I have been reading Charlie and the Chocolate Factory written by Roald Dahl and illustrated by Quentin Blake. This book is about a child named Charlie and a famous chocolate maker called Willy Wonka. Willy Wonka has made a lot of chocolate bars and puts 5 golden tickets in the chocolates. The first 5 people who find them will be able to go on a tour inside his chocolate factory. For Charlie's birthday he is given a Willy Wonka chocolate bar but unfortunately there isn't a ticket inside. Charlie buys another bar and luckily, he finds the last ticket.

All five ticket winners enter the factory and one by one strange things happen to them. Charlie and his grandad are the last people left and Willy Wonka gives the chocolate factory to Charlie. I think this book is very entertaining and funny. I give it 9 out of 10.

by Silla 3/4Jade



Over the past couple of weeks Mr Pignatelli has been very busy in preschool working on the preschool outdoor playground and constructing some very special pieces of equipment for the children to play with later in the term.



The Benefit of a Teepee

Boosts children's Imagination

There are many things a teepee can do for a children's play. Children can let their imagination run wild and think that the teepee is actually a castle or fortress. It can also be a house of their own or even a hidden chamber per their imagination.

Physical Development

Playing with a teepee requires children to manoeuvre their bodies as they enter and exit the teepee. It helps in coordinating the brain hemispheres. Studies have revealed how children just love the idea of secret corners and small spaces and a teepee could be just the place they need to play away from all the disturbances.

Socialising Time

They can call their friends and learn from each other. This also refines their people skills as they learn to deal with more people. Children learn how to interact better with each other when they play together as this allows them to negotiate rules and follow them.





SPORTS REPORT

PSSA Season 2 report – Boy's Soccer

Congratulations to both teams on a great season.

The Senior team had a successful season with some superb team performances. They only suffered one narrow loss all season, which is an outstanding effort considering the size of our school compared to some of the bigger schools.

Highlights include the come from behind victories against Mt Pritchard and Hinchinbrook.

From the early games, where some were still learning the rules of the game, to the second half of the season, where every game was competitive, the Junior team experienced a season of improvement. A well-deserved win against Ashcroft was a definite highlight.

Thankyou also to our parent cheer squad. Their support as well as the shade from the massive umbrella were appreciated.



Mr Scully

Girl's Oz-Tag Season Review.

During term 2 and 3 I have had the opportunity to take the senior and junior Oz-tag girls. It has been a season filled with wins, losses and rain. With the rain troubling our season more than it should. However, as interesting as the season has been I feel our oz-tag teams have grown as individuals and more importantly a team.

For our junior girls, PSSA Oz-Tag was a new challenge where for some students it was their first time playing competitive sport. Our juniors gave their best all season long, and persevered when down 1 or 2 players for majority of our games. I am extremely proud of the girl's commitment to training and effort in games. It really showed later in the season and the girls will be back next year bigger and better.






For our seniors, Oz-Tag wasn't new which meant there were new challenges to face. One being how to play as a team. It didn't come straight away, but when the girls were on the field, the passion for the game really brought them together. Teamwork really shown through on our final game when we were down 3-1 and the girls rallied together to take a 4-3 win. As a teacher/coach it is amazing to see moments like this, and it was a fitting way to finish our season. The girls had 2 games rained out this year which stopped our push for a top 3 finish. I wish all of our senior girls the best with Oz-Tag and other sports in high school and I look forward to seeing new and familiar faces back for Oz-Tag next year.

Thank you,

Mr Gerrard
Tag



Playgroup



*Playgroup dressed up for Book Week and made our very own
Pet Pirate Parrots! AARRRRGGGG!*

Playgroup continued...



Student Initiative 2 NEW HANDBALL COURTS



Our students said "We need more handball courts!" and now we have them!

Bring your handball in and check out the new courts alongside the preschool on the old basketball court.

I ♥ Handball!

Community Values AWARD WINNERS





Join us for a
Flower Making Workshop

Thursday, 6th September 2018

Mrs Truong will be taking us through the art of flower making. Nylon flower making has been a popular art form in Japan, Vietnam and China from the 1970's and the craft's popularity has spread to Europe and Australia today. Learn how easy it is to make a beautiful bouquet of Lily's, flower buds and many others.



Thursday 6th September

9.10am-10.10am


Community Room (E Block)

FREE workshop

Morning Tea provided



Class COIN DRIVE for a farmer

Show your support by donating into you class donation box throughout week 6&7. The class that raises the most amount of  will win a pizza party. Winners will be announced at Week 7 assembly. All proceeds will be used to buy bales of hay for our farmers experiencing the drought crisis.





Thank you to all the parents that assisted in the Father's Day stall and all the parents and students that supported the event. A big thank you to Mrs Morabito for your help in ensuring the event ran smoothly.

Have a Happy Father's Day from P&C

JERSEY DAY

Thursday, 13th September 2018

Sadleir Public School will be taking part in Jersey Day where students can wear their favourite team jersey or team colours, for a gold coin donation.

Please ensure students bring a hat and suitable footwear for play.

Thank you for continued support.

P&C Committee



Fruit & Veg Month



Fruit & Veg Month 2018 – 'Happy Fruit & Veg'tember!' Family Challenge

Only 1 in 20 Aussie children (and adults!) are eating enough fruit and vegetables. So, this Fruit & Veg Month, we challenge families to get adventurous! **Include a new fruit and vegetable each week over the month of September and let us know how you went.**

There are **three prize packs to be won**. Each pack is valued at over **\$350 RRP** and includes a Breville Searing Slow Cooker, Foost healthy shopping pack (including a trolley bag, reusable shopping bags, meal planner and shopping planner) and Harris Farm Markets vouchers.

Go to the Fruit & Veg Month webpage (www.fruitandvegmonth.com.au) and click on the link to the Happy Fruit & Veg'tember Family Challenge webpage for more information and entry details.



PARENT FITNESS




Parent Fitness in Term 3 will run at **3.15pm-3.45pm every 2nd Tuesday (4th, 18th September) in our school hall.**

Mr Tran plays the hottest tunes while taking us through a fun circuit, guaranteed to get our muscles dancing! Suggest your favourite work out; ball game, boxing, dance, and we could have a session just for you!

Bring your runners, water and a friend.

Students welcome under parent supervision.



***JEVC/LIVERPOOL RSL
YOUTH KARATE CLUB***

(ISSHIN RYU AUSTRALIA)

Classes are open to men, women and children (ages 5 and up)

Here are some of the benefits you can receive:

- * Anti Bullying program**
- * Improved fitness level**
- * Build confidence and discipline**
- * Common sense training**
- * Tournament Training (optional)**
- * Affordable Rates (Compare our fees)!**
- * No Contracts or Direct Debiting**

Class times:

Monday – 6.00pm to 7.30pm

Wednesday – 6.00pm to 7.30pm

Saturday – 10.00am to 11.30am

BRING THIS LEAFLET AND RECEIVE YOUR FIRST 3 LESSONS FREE

Classes: ASHCROFT HIGH SCHOOL—Maxwells Avenue, ASHCROFT

Contact: Sensei Danny Goding—Mobile: 0401-470-480

E-mail: isshinaust@hotmail.com